


香港交易及結算所有限公司及香港聯合交易所有限公司對本文件之內容概不負責，對其準確性或完整性亦不發表任何聲明，並明確表示概不就因本文件全部或任何部分內容而產生或因依賴該等內容而引致之任何損失承擔任何責任。




**Mining Group Co., Ltd.\***  
**礦業集團股份有限公司**  
(在中華人民共和國註冊成立的股份有限公司)  
(股票代碼：2899)



**Zijin |**  
**紫金**  
(一家於中華)



本公司董事會成員包括執行董事陸景河先生（董事長）、劉忠良先生、



**601899**



**2022**

**A**

		A	
		2022	A
		30% Rosebel	
	30%		30%
			84%
RGM		Rosebel Gold Mines N.V.	
IAMGOLD IMG		IAMGOLD Corporation IAMGOLD	
Rosebel		IAMGOLD Corporation A	Rosebel Gold Mines N.V. 95% 100% B
		JORC	
		Inferred	Indicated Measured
		JORC	

1,000,000.00

1,000,000.00

1,339,450.00

30%	398,450.00	398,450.00	398,450.00
	591,000.00	591,000.00	251,550.00
Rosebel	255,909.60	250,000.00	250,000.00
	198,964.03	100,000.00	100,000.00
	<b>1,444,323.63</b>	<b>1,339,450.00</b>	<b>1,000,000.00</b>

“ Rosebel ” 3.6 “  
 ” 27,989.20 2022 10 18 1  
 7.1086 255,909.60 198,964.03

1

		2021	2,251.02	
31.25%		247.94	128.60%	
	156.73	140.80%		
2021		2,085.95	14.42%	
/				
	2021	58.4	28.83%	
47.5	17.16%	43.4	14.86%	
309	3.38%	425	9.82%	
	2021	6,277	2,373	962
	763			

2

jX ĀK< CE X È à'f+2a ] x ñCu J¼ xN"•X<N4 Ž!«ÀMtí 5 59,ld K7 ó P JAÕ

1,600

320

6.93 /

3Q

**3**

30

“ ”

**4**

“ ”

“

”

**5**

50%

“ ”

**6**

“

”

“

”

“

”

**1**

-

196

30%

Rosebel

169

191

2,800

**2**

Rosebel

Rosebel

2004

10

4.5

Rosebel

**3**

2022 9 30

58.29%

144.43

100.00

**30%**

**1**

30%

“ ”

“ ”

30%

30%

“ ” 100%

“ ” 100%

169

“ ”

30%

2022 11 10

20%

14%



44%

2

91370685792602092K

144,116.960

2006-08-30

118

3

1	“ ”	63.86%	92,033.09
2		36.14%	52,083.87
		<b>100.00%</b>	<b>144,116.96</b>

30%

6.14%

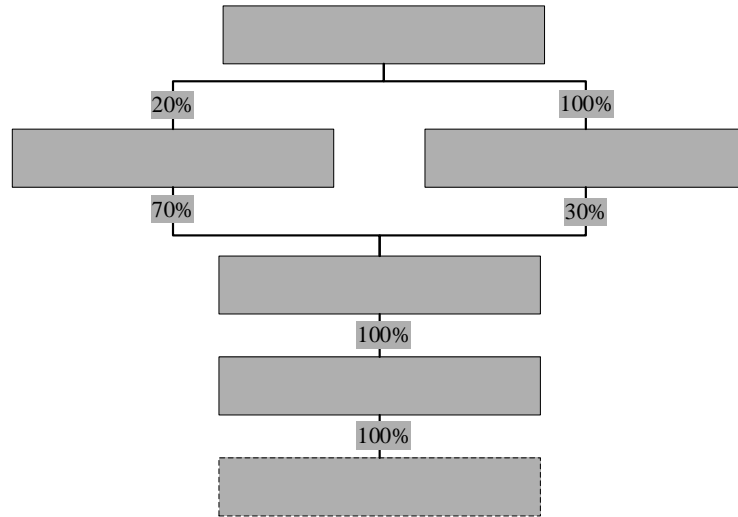
2022 11 10

20%

30%

14%

44%



4

913706836944407550

180,000

2009-09-14

2203

5

1

2006 8

1

2

26

2021 7  
396 / 5.828 -  
60 -1,956 2021 7 21 2036 7 21

2016 4 20  
459.43  
4.23 / 5.61 1.60 /  
2018 2021  
JORC 1.34  
562 + 44% 4.20g/

**3**

2020 10 27

2020 12 21

[2020]228

2021 3 31

[2021]28

2022 5 25

[2022]312

2022 8 16

[2022]29

4

2021            2022    1-9

	2022 9 30 / 2022 1-9	2021 12 31 / 2021
	429,125.06	414,741.68
	66,756.95	-32,055.33
	-	-
	-2,722.74	-5,016.76

2022

61864538\_B01

6

30%

1

A

30%

2022

VYMQD0870

137,194.11

1,337,740.98

875.07%

1,358,500.00

890.20%

2022 9 30

1,337,740.98

2

[2022] 077

A

30%

2022 9 30

2015 11 30

+

+

465,044.00

4.15g/t

300.00 /

8.71%

“

”

2022 9 30

1,638,953.00

7

39.845

8

562

4.20g/

169

60

14

2025

340 /

6 /

15-20

23

**9**

**10**

2022 10 11

**1**

30%

**2**

39.8450

i.

3

30%

ii.

2022 10 27

30%

30%

30%

1

10

25.0450

30%

45

3.8

30%

45

1

1

3

4

30

30

5

6

7

11

2022 10 11

2022 14

2022 10 26

30%

**1**

“ ” “ ” 84%

84%

“ ”

84%

196

**2**

91341524584586753M

20,000

2011-10-28

2011-10-28

**3**

1		84.00%	16,800.00
2			



1

2

50

3

2.93

2022 12 22

2013

16.30

233.78 0.143%

4

2021 2022 1-9

	2022-9-30/ 2022 1-9	2021-12-31/ 2021
	27,842.31	27,927.37
	27,662.49	27,742.26
	-	-
	-79.77	-131.85

2021 2022 1-9

2022 351C025515

5

**1**

A

84%

2022 VYMQD0924

“

”

27,662.49

714,800.74

2,484.01%

716,100.00

2,488.70%

714,800.74

**2**

[2022] 076

A

2022 9 30

2012 7

331+332+333

2,337,803.66

0.14%

57%

95,200.00 /

8.41%

“

”

2022 9 30

710,716.00

6

84%

591,000.00

7

234

0.143%

196

1,000 /

4.5

72

64

2.72

15 / ( )

10

12.48%

10.4

4.5

8

9

2022 10 21

“ ”

59.1

84%

5

20

6

84%

5

3

**10**

2022 10 21

**Rosebel**

**1**

	Rosebel	IAMGOLD Corporation		
“ IMG”	Rosebel Gold Mines N.V.	“ RGM”	95%	A
	100% B	IMG	RGM	
		“ IMG ”		
	2022 10 18	IMG		3.6
	2022 10 18			
7.1086	” , A 100%			

---

RGM

Rosebel                      Rosebel                      Saramacca

RGM    A                      95%

B                      100%    191

**2**

RGM                      2002                      5                      8

**3**

RGM                      A                                      B                                      IMG                      RGM 950                      A

7,999,000                      B                                      RGM    A                                      95%                      B

100%    RGM                                      5% A

**4**

RGM                      Rosebel                      100%

RGM    Staatsolie Maatschappij Suriname N.V.

“ UJV”                      UJV                      Saramacca

RGM                      UJV                      Saramacca                      70%

UJV                      Saramacca                      30%

**5 RGM**

**1 RGM**

RGM    Rosebel                                      Saramacca

2021                      12                      31                      RGM    1.96

217    1.11g/

**2 RGM**

RGM                      2    9

i. Rosebel

RGM	2002		Rosebel		25	170
			Rosebel	2027	12	
			Rosebel		15	
ii. Saramacca						
RGM	2019	5	Saramacca			49.75
		2044				5
RGM	9			788.49		7
2020	8					

3

RGM

	2022-9-30/ 2022 1-9	2021-12-31/ 2021
	462,967.72	450,824.95
	217,386.59	216,047.59
	186,657.60	178,806.49

Rosebel Gold Mines N.V.				
[2023]	Z001		“ RGM ”	
			RGM	217,386.59
			RGM	229,945.27
5.78%			230,315.77	5.95%
				RGM
				RGM
			229,945.27	
	2022	9	30	7.0998
				32,387.57
				3.6
			RGM	
			“ IMG ”	
			IMG	8,361.06
			2022 9 30	
7.0998			59,361.87	RGM 95%
				IMG
			39,129.25	
<b>7</b>				
			RGM	
			RGM	
			3.6	
<b>8</b>				
	RGM		Rosebel	Saramacca
				191
	IMG	2022	2	Rosebel

12 2022-2033



IMG

3

4

3

3

60

2

RGM

2023 1 31

“

”

A

2

186.2

B

C

**11**

2022 10 18

2022 15

IMG

2022 11 20

N3500202200107

2022 12 16

[2022]1086

2023 1 26

2023 1 29

ODI

353508233201304128572

2023 2 1

**1**

170

-800

~~30~~ ANO - \$ \ õ á

**28**

**5**

27,989.20

13,005.70

5,321.20

1,188.50

4,705.70

3,768.10

**6**

56

**7**

1,450 /

24,089.5

10,890.7

8,273.9

10%

16.94%

8.36

**8**

2022 5 10

[2022]27

2022 4 20

N3500202200034

35350823201304128572

2021 7 14

20090114-GGIOO(B)

	30%		169
	Rosebel		
191			
196			
198		24,090	8,274

A

“

”