香港交易及結算所有限公司及香港聯合交易所有限公司對本文件之內容概不負責，對其準確性或完整性亦不發表任何聲明，並明確表示概不就因本文件全部或任何部分內容而產生或因依賴該等內容而引致之任何損失承擔任何責任。

Zijin Mining Group Co., Ltd.*
紫金礦業集團股份有限公司
（一家於中華人民共和國註冊成立的股份有限公司）
（股票代碼：2899）

2022 12 31

2022 12 31	2,703.29	20.09%	2,251.02	
2022 12 31	299.93	20.97%	247.94	
2022 12 31	200.42	27.88%	156.73	
2022 12 31	3,060.44	46.72%	2,085.95	
2022 12 31	889.43	25.21%	710.34	
2022	10	2	2022	

( )

2022

	2022	2021
	2,851,922,108	1,396,857,624
	(354,595,573)	2,891,407,259
	3,344,740	(34,585,795)
/	(38,994,447)	9,685,755
	(1,502,455)	(19,668,721)
	4,921,131	-
-	17,601,229	(21,942,636)
	3,221,147,483	(1,428,038,238)
	777,394,246	(454,731,066)
	3,629,316,354	942,126,558
[redacted]	28,396,526,477	20,541,764,910
	22,893,968,085	*17,069,728,215*
	5,502,558,392	*3,472,036,695*

[redacted]

2022

1.

1.

13%

9%

6%

GST

10%-20%

1% 7%

2016 7 1

1%-4% 2%-7% 1%-6%

2%-6% 2020 9 1

2%-6%

2%-10% 1%-9% 2%-

10%

2.5%-8% 2.5%-7%

25%

16.5%

30%

30%

15%

18%

20%

38%

31%

25%

1

25%-35%

1 2022 1 18

10%

0%

1%-20%

( )

2022

1. ( )

	2022	2021
	5,209,507,100	5,423,183,430
	16,133,750	(229,011,290)
	5,225,640,850	5,194,172,140

	2022	2021
	29,992,850,973	24,793,810,492
1	7,498,212,743	6,198,452,623
1	(2,184,628,926)	(791,562,289)
	(25,260,633)	17,318,334
2	(591,592,293)	(462,966,854)
	91,383,103	43,454,778
	(179,462,954)	(43,678,814)
	616,989,810	233,154,362
	5,225,640,850	5,194,172,140

1

2 2022 3,164,231,221 2021

1,627,111,396

73,164,349 2021 68,047,622

( )

2022

2.

2022		2021	
268,083,852,868	225,958,518,291	222,018,103,063	187,492,406,204
2,245,145,591	1,825,764,286	3,084,385,529	2,858,715,351
270,328,998,459	227,784,282,577	225,102,488,592	190,351,121,555

3.

		2022	2021
		3,106,232,269	2,469,192,663
	1	174,929,261	185,635,977
		107,251,977	79,980,239
2		47,000,068	57,032,960
3		69,146,522	70,175,970
		171,952,555	110,608,022
		122,560,975	116,074,663
		99,115,090	87,205,395
3		37,492,937	38,953,616
		30,667,712	33,120,189
		37,361,069	23,956,944
		14,193,851	14,845,338
		2,050,613	1,334,072
		247,675,268	171,563,850
		4,267,630,167	3,459,679,898

1

( )

2022

4.

	2022	2021
	3,700,157,944	2,403,674,022
	2,926,680,388	*1,783,288,136*
	743,406,460	*601,106,982*
	30,071,096	*19,278,904*
	1,348,023,216	754,646,824
	508,162,928	481,515,130
	(333,692,411)	17,184,054
	147,724,232	128,421,291
1	252,822,038	189,794,497
2	(5,831,134)	(6,436,236)
	1,904,994,525	

( )

2022

5. ( )

1

		2022	2021
1		105,370,395	87,066,096
2		(37,143,362)	(4,586,010)
3		(377,053,459)	(122,944,187)
	(3-1)	*(12,147,351)*	*337,324,546*
	(3-2)	*(461,107,881)*	*(469,010,630)*
	(3-3)	*27,955,770*	*8,741,897*
	(3-4)	*68,246,003*	-
4		(674,956,128)	-
5		23,335,298	52,271,044
		(960,447,256)	11,806,943

6.

	2022	2021
	23,046,703	(62,659,110)
	(278,539,170)	(169,204,934)
	(255,492,467)	(231,864,044)

		2022	2021
1		138,286,332	46,000,724
2		-	19,487,550
3		(293,503)	89,568
4		(114,304,091)	(213,350,807)
	(4-1)	*(116,752,513)*	*(193,369,852)*
	(4-2)	*(25,901,377)*	*5,737,181*
	(4-3)	*34,223,126*	*(25,718,136)*
	(4-4)	*(5,873,327)*	-
5		(160,985,668)	-
6		(118,195,537)	(84,091,079)
		(255,492,467)	(231,864,044)

7.

	2022	2021
	(167,022,563)	(11,800,073)
	(92,358,170)	1,154,829
	(61,907,364)	(139,576)
	(3,200,690)	-
	(4,921,131)	-
	-	588,878,419
	(329,409,918)	578,093,599

8.

	2022	2021
	(71,099,520)	-
	(10,747,830)	-
	(8,447,091)	(350,369,323)
	(7,433,805)	(10,483,090)
	(79,579)	-
	19,096,012	(58,979,086)
	-	(178,190,933)
	(78,711,813)	(598,022,432)

9.

2022	2021	2022
29,419,102	26,961,548	29,419,102
-	1,249,601	-
78,972,504	149,877,108	78,972,504
108,391,606	178,088,257	108,391,606

10.

	2022	2021	2022
	169,702,548	111,742,803	169,702,548
	250,666,967	268,242,826	250,666,967
	606,117,996	47,225,720	606,117,996
	34,659,140	43,571,607	34,659,140
	1,061,146,651	470,782,956	1,061,146,651

2022 4
2022 12 21 2023 1 3
2013 8 2020

460,820,900
460,820,900 15,000,000

11.

	2022	2021
	0.76	0.60
	0.76	0.60

[2020]2613 2020 11 3 100
60,000,000

2020 12 31 6,000,000,000
7.01 11

12.

2022

1	5,155,748,965	(356,811,417)	2,215,844	(354,595,573)	4,801,153,392
	(34,585,795)	3,344,740	-	3,344,740	(31,241,055)
	9,685,755	(38,994,447)	-	(38,994,447)	(29,308,692)
	(35,451,575)	(1,502,455)	-	(1,502,455)	(36,954,030)
	-	4,921,131	-	4,921,131	4,921,131
	(20,164,994)	17,601,229	-	17,601,229	(2,563,765)
	(2,865,804,033)	3,221,147,483	-	3,221,147,483	355,343,450
	2,209,428,323	2,849,706,264	2,215,844	2,851,922,108	5,061,350,431

2021

1	2,264,341,706	2,899,138,869	(7,731,610)	2,891,407,259	5,155,748,965
	-	(34,585,795)	-	(34,585,795)	(34,585,795)
	-	9,685,755	-	9,685,755	9,685,755
	(15,782,854)	(19,668,721)	-	(19,668,721)	(35,451,575)
	1,777,642	(21,942,636)	-	(21,942,636)	(20,164,994)
	(1,437,765,795)	(1,428,038,238)	-	(1,428,038,238)	(2,865,804,033)
	812,570,699	1,404,589,234	(7,731,610)	1,396,857,624	2,209,428,323

1

12. ( )

2022

(357,770,175)	-	-	(1,921,228)	(354,595,573)	(1,253,374)
5,309,111	-	-	-	3,344,740	1,964,371
(38,994,447)	-	-	-	(38,994,447)	-
(1,502,455)	-	-	-	(1,502,455)	-
4,921,131	-	-	-	4,921,131	-
12,533,167	-	-	-	17,601,229	(5,068,062)
4,002,898,794	-	-	-	3,221,147,483	781,751,311
3,627,395,126	-	-	(1,921,228)	2,851,922,108	777,394,246

( )

2022

12. ( )

( )

2021

( )

2022

13.

11

1
2

3
4
5
6
7
8
9
10
11

13. ( )

2022

:

9,459,694,460	85,252,999,476	9,120,861,504	5,780,298,038	40,986,369,938	20,180,657,986	7,725,739,389	7,095,170,141	8,122,277,380	56,011,327,951	20,593,602,196	-	270,328,998,459
1,080,305,603	15,327,277,509	2,757,666,504	1,116,258,525	150,076,769	9,176,483,256	1,763,593,640	-	2,276,303,595	64,296,621,262	19,449,926,906	(117,394,513,569)	-
10,540,000,063	100,580,276,985	11,878,528,008	6,896,556,563	41,136,446,707	29,357,141,242	9,489,333,029	7,095,170,141	10,398,580,975	120,307,949,213	40,043,529,102	(117,394,513,569)	270,328,998,459

( )

2022

13. ( )

2022 ( )

13. ( )

2021

:											
	9,229,296,270	88,806,324,998	3,550,302,345	7,557,869,687	37,128,824,099	9,967,470,942	8,531,374,648	6,442,051,254	53,888,974,349	-	225,102,488,592
	607,636,264	11,242,010,253	2,534,502,347	938,623,330	433,500,710	9,864,560,824	1,474,456,761	-	72,320,265,285	(99,415,555,774)	-
	9,836,932,534	100,048,335,251	6,084,804,692	8,496,493,017	37,562,324,809	19,832,031,766	10,005,831,409	6,442,051,254	126,209,239,634	(99,415,555,774)	225,102,488,592
#	2,561,399,867	11,781,965	2,673,039,608	5,117,013,795	596,760,024	12,502,529,350	2,810,885,164	278,807,162	828,681,773	-	27,380,898,708

13. ( )

2021 ( )

-	-	-	693,738,491	-	503,907	537,027,952	-	302,637,512	-	1,533,907,862
-	11,980,866	-	-	-	98,129,403	-	-	(16,906,735)	-	93,203,534
-	129,384	215,939,614	1,566,904	8,460,799	42,985,475	-	1,977,026	339,430,690	-	610,489,892
(291,867)	-	(1,500,000)	-	-	(588,730,192)	-	-	(39,000)	-	(590,561,059)
										(231,864,044)
199,426,056	2,853,497,299	81,304,389	88,242,483	1,042,969,303	186,427,530	188,341,484	175,758,960	3,379,319,260	-	8,195,286,764

( )

2022

13. ( )

#

2022 75% 2021 79% 62% 2021 58%

2022 79,781,396,682 2021 83,798,062,684

14.

	2022	2021
-	2,271,361,470	-
	5,645,603,136	2,445,223,101
	7,916,964,606	2,445,223,101

1 6

14. ( )

		2022	2021
1		4,231,793,710	2,369,052,561
1	2	797,271,143	81,368,697
2	3	444,070,801	14,238,006
3		363,280,185	10,647,647
		5,836,415,839	2,475,306,911
		190,812,703	30,083,810
		5,645,603,136	2,445,223,101

2022				
	(%)		(%)	
38,463,716	0.66	38,463,716	100	-
2,658,905,691	45.56	11,743,823	0.44	2,647,161,868
3,139,046,432	53.78	140,605,164	4.48	2,998,441,268

15.

	2022	2021
	11,757,464,637	7,442,318,423

2022 12 31

	2022	2021
1	10,855,290,726	6,674,598,654
1 2	525,410,347	490,935,570
2 3	103,194,126	126,208,310
3	273,569,438	150,575,889
	11,757,464,637	7,442,318,423

16.

	2022	2021
	39,981,710,325	27,748,404,618
	20,042,045,977	15,672,870,591
	-	232,650,000
	-	47,602,615
	5,265,862,448	3,159,312,269
	54,757,893,854	39,981,710,325

2022 5 17 0.20 2021
0.12 26,329,312,240 2021 26,327,602,240 5,265,862,448
2021 3,159,312,269

[illegible] ÃÌÖ¢¢¶¶¶

2022 2023-2025

	2022	**2023**	**2025**	
	88*	95	117	11%
	56	72	90	17%
	44	45	48	3%
	387	390	450	5%
	-	0.3	12	/
	0.4	0.6	1.6	59%

* 13.59%

● 2025 35 ● 500 50 2024 10 62 ● 2025 30	● 2023 12-15 ● 4-5 ● 4-5 ● 3Q 4-6	● 10 ● 2023 3-4 ● ● 15-20 44% 20%

	3,209	1,191	480	429	1,864	154
	7,372	3,117	1,118	1,215	14,612	302
	92%	40%	11%	43%	-	-

1. 2022 2021 3,494.79 2,964.37 4,422.90 404.68
2. 1:2.47

2022 12 31 7,371.86 3,117.39 1,118.33 14,611.80 1,215.21 3,209.44 43.54% 1,190.99 38.20% 479.93 42.91% 1,864.18 12.76% 429.05 35.31%

GB/T 17766-2020 CRIRSCO NI43-101 JORC

2020-2022

	676.21	332	7,371.86
	1,106.70	187	3,117.39
	4,165.52	1,880	14,611.80
	11.10	86	1,118.33
	1,203.87	11.34	1,215.21
	224.99	4	302.00

1. 2022
2.

46% 80%

	3,425	1,441	896

4.61

128.4 246 77.12 3.18 3.92 1,260

3Q

2022

2022

3Q		763		100%	763	4-6
		216		70%	151	4-5
		84		66%	55	4-5
Manono		1,640		15%	246	-
		60		70%	42	2.76
		562		44% 20%	247	6.6-8.8 44%
		380		20%	76	4 20%
		217		95%	206	8.6
		219		84%	184	2.72
		293 242		45.7%	134 111	-
					682 **134** **184** **1,215**	**22-24** **2.72** **12-15**

		63%	356,940	23,307	380,247	0.16	107,927	123,321	231,247	0.16	NC 19 JM 17		Cu0.3% VK Cu0.15% Cu0.3%		
		45.7%	1,262,209	1,664,377	2,926,586	0.26					20	(2043.09.27)	0.2% 0.3% Au 1,400 Cu 3.4		
		45.7%	112,986	128,560	241,546	0.22									
+		50.1%	15,752,368	3,144,012	18,896,380	0.33	3,256,872	11,427,996	14,684,868	0.26	44 16	(2039.5.20) (2043.12.30)	Cu0.15% Cu0.3% Cu0.3% Cu0.5%	/	12,344 1,128.48

		100%	1,624,111	866,355	2,490,465	0.43	635,709	464,403	1,100,112	0.38	16	(2029.2.26) (2039.1.6)	Cu ≥ 0.2% Cu ≥ 0.4%	/	307 48.87
		100%	78	66	144	1.04	7	5	13	0.35	10	(2043.6.13)	≥ 0.15g/t ≥ 1.0g/t	/	
		100%	1,067,711	182,909	1,250,620	0.47	302,820	472,705	775,525	0.35	5		≥ 0.15% ≥ 0.5% ≥ 0.5% ≥ 0.5%		5.62t 23.32
		51%	530,798	26,900	557,698	1.90	302,044	163,908	465,952	1.75	15				

		69.28%	197,100	124,400	321,500	6.61	24,000	88,000	112,000	5.89	14	(2043.3.19)	1,700 (Aue)=Au+Ag÷80 Au3.0 Datamine		
		95%	195,827	21,337	217,164	1.11	7,060	112,022	119,082	1.09	19	(2042.05)	1,500 Au 1,300 Au		
		100%	123,848	63,322	187,170	2.54	7,096	76,521	83,617	2.37	7 14	(2031.11.18)	1,800 0.46g/t 0.63g/t 1.03g/t 1.52g/t 1,600 Leapfrog Datamine		

		100%	244,806	120,771	365,576	0.90	5,061	139,649	144,710	0.74	10	168 8 27 ( )	0.3-0.7 1.0-3.0	/	
		70%	79,962	24,181	104,143	1.86	30,400	34,328	64,728	1.61	4 ( ) 13 ( )	(2) (2027.10.31) (2) (2023.2.25)	0.5 0.8 / 1 2.5		278 23.25
		60%	41,591	9,140	50,731	4.15	26,546	11,459	38,004	3.94	11	(2026.1.5)	1.0 2.0	/	3.66
		47.5%	255,331	75,294	330,625	4.02	16,041	138,031	154,072	4.77	9 11	(2019.8.17)	1,500 Au0.98 Au3.03 1,200		/

		44%	249,659	312,475	562,134	4.18	81,480	130,730	212,210	4.42	23	(2036.07.21)	0.8g/t 2.0g/t	/	
		100%	68,976	44,741	113,718	1.86	20,746	41,664	62,410	1.67	18	2 (2033.10.28) (2024.11.14) 1 (2026.04.14)	1.0 5.0 0.5g/t	/	
		84.22%	56,000	89,259	145,259	2.07	18,649	28,573	47,222	2.04	25 2 9	3 (2047.2.17) (2024.10.20) (2032.6.15) 2 (2026.11.3) (2025.12.27)	0.5g/t 1g/t 1.0g/t 1.5g/t 0.5g/t 1g/t 1.0g/t	/	
		56%	101,741	85,887	187,628	5.12	7,925	8,699	16,624	5.59	24 9 15	2 (2032.12.13) (2034.04) 2 (2026.5.3) (2022.06.30)	1.0 2.5 1 2 1.0 2.5		

		100%	12,147	3,494	15,641	0.29	5,377	564	5,941	0.29	1	(2025.8) (2023.5)	≥ 0.33g/t 1 1.8		7.91 5.05
		100%	69,150	15,030	84,179	0.15	26,403	2,713	29,116	0.14					
		55%	1,087,500	2,000,100	3,087,600	3.75	98,000	421,000	519,000	3.89	6	(2028.5.25) (2032.10.6) (2032.10.24) (2023.7.17) (2026.7.17)	NSR 31 32 33 34 100 42.24 / 42.56 42.92 43.22 44.32 44.63		1,920
		55%	397,100	405,040	802,140	0.97	19,000	84,000	103,000	0.77					
		70%	626,700	154,200	780,900	6.80	323,600	302,800	626,400	7.21	12	(2025.1.1)	DZn>5% (DZN=Zn+0.47×Pb+1.19×Cu+Au+0.01×Ag)	/	348

		100%	3,694,241	1,487,722	5,181,963	1.96	960,600	1,004,600	1,965,200	1.92	21	(2036.11.22) (2024.5.12) (2027.3.14) (2027.3.21)	Pb+Zn ≥ 0.6% Pb 0.7% Zn 1% Pb+Zn ≥ 0.6% Pb 1% Zn 2%		165.52 34.98
		95%	1,459,551	491,298	1,950,850	2.28	378,932	748,193	1,127,125	2.26	20 42	(2022.12.13) (2042.6.6) (2033.10.10) (2021.12.7) (2025.5.28)	0.5% 1.6%		350.7
3Q		100%	5,369,000	2,261,000	7,630,000	641	1,084,300	587,600	1,671,900	786	50	1 12 ( )	LiCl 400mg/L Li Li_2CO_3 5.32		

70%	2,157,322	2,157,322	275	2,092,602	2,092,602	275	81	1 (2024.06.17) 1 (2030.04.30)	LiCl Li	150 mg/L 300 mg/L Li_2CO_3

1. 2022
2. mFe % %
mg/l
3. GB/T 17766-2020
4.

10

6

9

4

29 40%

-

1,568,166 29.47% 1,211,230
45% 5,732 2021

877,317 48.72% 589,897
690,849 11.19% 621,334

19,862 9.17%
18,194

24.77% 49.44%

	44.98%	150,013	150,013	13.59%
	72%	128,233	92,328	73,834
	50.1%	114,977	57,603	
	100%	111,021	111,021	
	100%	110,568	110,568	
	63%	92,977	58,575	24,665
	100%	86,012	86,012	22,482
	51%	44,136	22,509	
	55%	17,098	9,404	
	100%	12,138	12,138	
		10,144	7,944	
		877,317	718,115	

	100%	386,064	386,064
	100%	164,648	164,648
	100%	137,033	137,033
		3,104	2,925
		690,849	690,670

682 22% Binduli

314,910 10,124,575 1.39% 319,348

56,360 1,812,021 18.76% 47,459

258,550 8,312,554 4.91% 271,890

191.77 8.82% 176.22

38.41% 24.55% 1 31.1035

	69.28%	7,679	5,320
	70%	6,456	4,519
	84.22%	5,525	4,653
	100%	5,501	5,501
	100%	4,730	4,730
	60%	3,831	2,299
	56%	2,773	1,553
	100%	2,725	2,725
	70%	2,696	1,887
	100%	2,609	2,609
	63%	2,560	1,613
	100%	2,219	2,219
	100%	2,062	2,062
		4,995	4,225
		56,360	45,915

	100%	156,470	156,470	
	50.3%	45,923	23,122	1569122

	87.2%	213,353	186,044
	100%	105,101	105,101
		318,454	291,145

1,088,966 19.45% 911,649

701,508 16.37% 602,842

387,458 25.47% 308,806

335 21.09% 425

3,643 4,576 2,506 3,022,987
2.38% 2,952,731

1.63 4.22%
1.57 214.16 2.43%
209.08

32.27%
18.33%

	55%	49,855	27,420
	100%	40,902	40,902
	70%	40,984	28,689
	51%	29,943	15,271
	100%	29,935	29,935
	70%	29,218	20,452
	100%	28,938	28,938
	50.1%	66,276	33,204
		71,407	53,584
		387,458	278,395

	56%	235	132
	41.5%	88	88
		12	6
		335	226

	100%	1,059,319	1,059,319
	100%	699,011	699,011
	100%	500,984	500,984
	87.2%	376,005	327,876
	100%	220,148	220,148
	63%	94,312	59,417
	100%	73,208	55,011
		3,022,987	2,921,766

3.6 CO_2 21

1,167

4.5-8 2

	Kwh	25,746	127%
	Kwh	20,143	88%
	Kwh	3,149	411%
	Kwh	2,454	/
	Kwh	10,814	26%
	Kwh	36,560	82%

600388.SH

+

PACK

118.80 5% 112.97

9.38 9.77

8.04 8.60 264.18

269.10 75.77 70.24

100

						2021 12 31	**2022 12 30**	**2022**		
	IVN	13.59%	2015 3 23	1.09	23.25	10.32	10.7	67.70	90.95	3.91
[1]	001337.SZ	8.95%	2006 8	/	0.75	32.07 2023 3 21	/	/	12.05	16.06
	688480.SH	21.22%	2016 4	/	1.98	22.12	/	/	4.45	2.25
	603871.SH	17.56%	2021 12 17	15.40	11.75	14.55	22.60	4.03	15.78	1.34
	002226.SZ	21.81%	2022 4 28	4.93	30.37	5.88	4.9	-2.06	28.31	0.93
[2]	600388.SH	15.86% 25.86%	2022 5 8	8.37	18.41	8.44	14.65	6.48	24.89	1.35
	1818.HK	20%	2022 11 6	7.5	40.63	6.66	8.68	10.08	50.71	1.25

1. 2023 3 2023 3 21
2. 2022 14.99%
0.42% 0.45%
15.86% 25.86%

Cu

	100%	63%	45%	72%
	+	+	+	
	+	+		
	- 145 @2.63% 76 @1.37 - 1,855 @0.76% 385 @0.16	- 1,079 @0.45% - 380 @0.16	- 4,312 @2.54%	- 240 @3.91% - 6.47 @0.11%
	+	+ + +	+	+ +
2022	- 11.1 - 4.7	- 9.3 - 2.6	- 33.3 100%	- 12.8 - 2,506
2023	- 12.0 - 5.1	- 12.0 - 2.4	- 42.3 100%	- 12.6 - 2,387
	-	-JM 2025	- 2023 4 45 - 50 2024 10 62 - 1,900 80	

	50.1%	100%	100%	51%
	+	+		
	+			
	- 1,890 @0.33% - 13,143 @2.51 - 115.71 @0.02%	- 249 @0.41% - 7.7 @0.01% - 65 @0.12	- 125 @0.47%	- 55.8 @1.9% - 26.8 @0.9% - 8.5 @0.29g/t
	+	+	+	+
2022	- 11.5 - 2,330	- 11.1 - 2,246 - 2.6	- 8.6 - 1.93	- 4.4
2023	- 15.2 - 3,940	- 10 - 1,800	- 8.6	- 4.1
	- 20 2 60	- II 2024 7	-	

Au

		Brokopondo Sipaliwini	-	
	69.28%	95%	100%	100%
	+	+		+
	- 322 @6.61 - 1,124 @23.12	- 217 @1.11	- 187 @2.54	- 366 @0.90
	+ + +	+	+	+ +
2022	- 7.7 - 18	- 2021 176 31.4 10	- 2.7	- 5.5
2023	- 8.2	- 6.1 2023 2-12	- 3.7	- 8.0
	- 4,000 8	- - 10Mt/a 10	- 4	-500 2022 9 2.5 -

	56%	30% 20% 44%	70%
	+		
	- 188 @5.12	- 562 @4.2	- 60.06 @2.58 - 59.44 @1.12
	+ + +	+	+
2022	- 2.8	-	-
2023	- 3.3 0.8	-	-
	- 1,000 2023 4,000 2024	- 12,000 15-20	- 8,000 2.76 - 2023 2024

1818.HK 20%

2021 12 31 JORC 942 391 20 20%
44% 323 4 6.6-8.8

25 23 2 3
2,000 80% Sabina
9.9%

Li

3Q

Zn

				( )
	-			
	55%	70%	100%	95%
			+	
	VMS			
	- 309 @3.75% - 80 @0.97%	- 78 @6.8%	- 518 @1.90% - 88 @0.35%	- 195 @2.28%
	+	+	+	+
2022	- 12.1 - 1.7	- 8.5 - 0.62	- 14.1 - 2	- 4.5 - 1
2023	- 10.9 - 1.7	- 8.5 - 0.46	- 14 - 2.1	- 5.04 - 1.02
	- 3,200 240 -		- 2023 - 330	- 2024 10,000t/d - 2023

2022

É–# c 2 (8’6QÄ‘`&P–Ï  É–# c APUcf `A Ä‘`u•–Ï  É–# c  4óH3’ 1Ä‘`&P–Ï É–# c CG420– I Y lð

1.

+ 2022 24 ICSG 2022 3.4% 2021 2022 3.5% 3.1% 2022 10%

1.07	**+3.4%**
+3.1%	**10%**

2022

2.

2,070 7

2022 18% 4,741 2011 2022 152% 1,136

+2%	**+13%**
+18%	**152%**

2022 LBMA

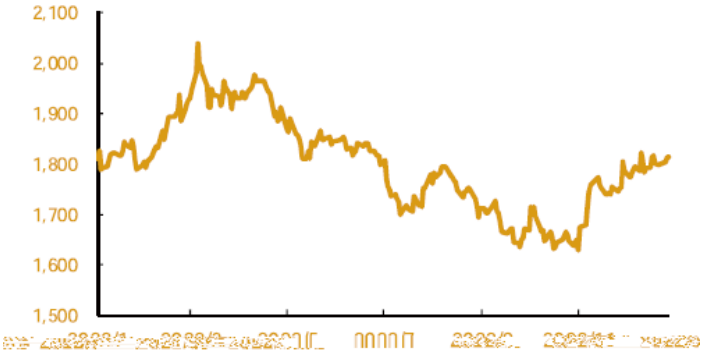

3.

LME

4,896

2022

ILZG

3.3% 2022 2.5%

4.1% 30.6

4,896	**-2.5%**
-4.1%	**-3.3%**

2022

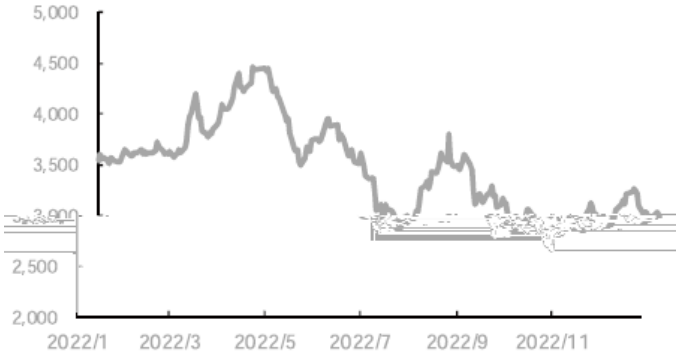

10 87.73 56.36 44.20

387.5 48.72% 18.76% 1.75% 25.47%

2,703.29 299.93 200.42

20.09% 20.97% 27.88% 3,060.44 46.72%

889.43 25.21% 59.33%

286.79 10%

510.12 29.20%

2022 325 1

7 TOP50 500

407 500 53

ESG

ESG

2022

ESG

TCFD

10

VK 4 Binduli 500 7,000 JM

30 3Q 2023 Manono PE12453 PE13427

A 50 A50 MSCI A50 3,269 A 12.91 H 14.18 10

8

1993

46%

80%

ESG

ESG

	1,231,551,616	770,661,326	59.80
	484,638,917	350,771,492	38.16
	2,874,143,505	1,691,601,136	69.91
	329,409,918	578,093,599	
	-78,711,813	-598,022,432	86.84
	-5,217,763	-7,815,800	33.24
	108,391,606	178,088,257	39.14
	1,061,146,651	470,782,956	125.40
	28,678,502,360	26,072,237,601	10.00
	-50,980,951,795	-23,764,951,478	114.52
	27,257,976,781	23,320,387	116,784.75

T ئن

4.

			%	**%**	**%**	**%**
	2,241,853	1,166,364	47.97	40.80	44.95	1.49
	2,935,714	1,164,471	60.33	48.03	78.36	6.75
	532,834	229,726	56.89	8.39	52.24	12.42
	156,822	72,986	53.46	-56.2	-53.84	2.38
	627,409	321,947	48.69	11.17	9.43	0.82
	123,144	65,918	46.47	17.39	37.50	7.83
	121,537	39,028	67.89	-55.62	-44.00	6.66
	10,058,028	10,002,662	0.55	0.53	0.10	0.43
	4,113,645	3,995,236	2.88	9.52	9.39	0.11
	709,517	674,277	4.97	10.14	9.55	0.51
	17,151,848	16,447,278				
	-11,739,451	-11,401,465				
	27,032,900	22,778,428	15.74	20.09	19.67	0.30
			%	**%**	**%**	**%**
	8,562,250	6,488,451	24.22	27.01	28.50	0.88
	30,210,101	27,691,442	8.34	17.50	17.09	0.33
	-11,739,451	-11,401,465				
	27,032,900	22,778,428	15.74	20.09	19.67	0.30

					%	%	%
		56,360	61,328	3,160	18.76	34.31	-60.85
		877,317	884,311	20,467	48.72	54.79	-25.47
		402,321	401,564	5,539	1.48	0.58	15.85
		387,458	403,391	11,737	25.47	31.93	-57.58
		247.41	182.24	67.05	-25.92	-45.33	3,468.28
		258,550	258,791	375	-4.91	-5.03	-39.14
		690,849	691,837	292	11.19	11.46	-77.19
		318,454	318,488	893	-1.24	-1.29	-3.67

			%		%	%	
		509,319	43.67	342,683	42.58	48.63	
		107,018	9.18	84,325	10.48	26.91	
		247,211	21.20	197,356	24.53	25.26	
		131,465	11.27	79,548	9.89	65.26	
		171,351	14.68	100,752	12.52	70.07	
		30,382	46.09	19,787	41.28	53.55	
		7,356	11.16	5,766	12.03	27.58	
		11,960	18.14	11,677	24.36	2.42	
		8,097	12.28	5,201	10.85	55.68	
		8,123	12.33	5,509	11.48	47.45	
		764,311	52.09	466,231	48.47	63.93	
		138,549	9.44	125,923	13.09	10.03	
		183,611	12.51	165,237	17.18	11.12	
		217,896	14.85	110,286	11.47	97.57	
		162,816	11.11	94,189	9.80	72.86	
		145,382	45.16	117,484	39.93	23.75	
		75,513	23.46	24,533	8.34	207.80	
		46,283	14.38	83,594	28.41	-44.63	
		21,882	6.80	34,304	11.66	-36.21	
		32,887	10.20	34,297	11.66	-4.11	
		14,658	37.56	18,009	25.84	-18.61	
		5,530	14.17	6,430	9.23	-14.00	
		4,147	10.62	8,307	11.92	-50.08	
		3,167	8.12	4,053	5.82	-21.86	
		11,526	29.53	32,891	47.21	-64.96	
		3,832,128	95.92	3,525,811	96.53	8.69	
		29,673	0.74	20,940	0.57	41.70	
		36,856	0.92	39,612	1.08	-6.96	
		61,311	1.53	38,193	1.05	60.53	
		35,268	0.89	27,814	0.76	26.80	
		549,134	81.44	516,102	83.85	6.40	
		31,784	4.71	24,819	4.03	[redacted]	

1

2

A.

11,786,814 43.60%

0 0%

B.

6,357,117 27.91%

0 0%

5.

61,989 50.36% 41,227

749,654 23.31% 607,920

190,499 27.30% 149,648

40,812

1,993 2022 32,941

743 1,910 7,110

1,075 845

8

287,414 118,254

169,160

25,549 23,186

6.

	1,231,551,616
	52,058,304
	1,283,609,920
%	0.47
%	4.06

	4,951
%	10.14
	95
	828
	2,250
	995
	783
30 30	1,275
30-40 30 40	2,218
40-50 40 50	943
50-60 50 60	484
60	31

16

3.21

5.17%

178	

272.58

0.23

2022 12 31 1,255 2021 12 31

770 308

259 506

182 0.55% 8.45%

2,570 ф

2022

	1-3	**4-6**	**7-9**	**10-12**
	64,770,745,546	67,686,782,585	71,733,616,578	66,137,853,750
	8,910,988,313	9,658,855,668	6,306,864,011	5,116,142,981
	7,415,265,303	8,015,161,533	5,257,481,902	4,079,301,385
	6,123,805,269	6,506,227,828	4,037,091,451	3,374,921,429
	6,042,914,344	5,981,304,306	3,898,858,853	3,607,993,414
	7,427,862,528	8,147,906,997	6,372,678,036	6,730,054,799

:

	2022	**2021**
	-174,920,311	-119,558,603
	484,638,917	354,291,492
	1,210,956,892	687,511,134
	-359,246,268	-59,836,500
	-783,052,498	-180,951,896
	34,864,096	585,319,905
	5,847,317	23,933,491
	-103,581,549	250,505,633
	510,975,060	992,336,408

( )

1.

		%		%	%	
	20,243,737,052	6.61	14,221,780,252	6.82	42.34	
[redacted]	5,093,808,339	1.66	2,935,224,582	1.41	73.54	9 f 3

[redacted]

	1,735,484,847	0.57	394,380,588	0.19	340.05	
	11,757,464,637	3.84	7,442,318,423	3.57	57.98	
	88,648,941	0.03	-	-		
	7,412,075,704	2.42	671,955,151	0.32	1,003.06	
	2,251,480,559	0.74	1,604,671,386	0.77	40.31	
	3,080,302,719	1.01	678,088,310	0.33	354.26	
	68,819,578,332	22.49	36,126,816,893	17.32	90.49	
	23,870,516,058	7.80	14,247,474,590	6.83	67.54	
	3,272,675,848	1.07	2,359,167,215	1.13	38.72	
	700,660,386	0.23	397,491,581	0.19	76.27	
	5,061,350,431	1.65	2,209,428,323	1.06	129.08	
	60,634,043	0.02	113,281,545	0.05	(46.47)	

2.

(1)

981.60 32.07%

(2)

:

			466,144	175,608
			204,358	8,691
			154,078	46,938
			-22	-34,814

2 2020

5.68

6 2022 12 31 35.6

2021-2025

2023

30/60

-2022 11 18 2022 202

-2023 1 3

-2023 2 3

2023 223

-2022 10 27 2022

-2022 11 10

2025

24% 2030

30% 2030

-2022 4 11

-2022 8 16

2022 142

1.

%

				4.61	100%				-	-		-	-0.04		2022 7 14	
				39.85	30%				-	-		-	-0.09		2022 10 12	30%
Rosebel Gold Mines N.V.				25.59	95% A 100% B				-	-		-	0.00		2022 10 18	Rosebel
				59.1	84%				-	-		-	0.00		2022 10 21	

				40.63	20%				-	-		-	0.23		2022 11 6	20%
				30.4	21.81%				-	-		-	0.34		2022 4 29	
				6.52	9.71%				-	-		-	4.17		2022 4 29	5»/Ï

	167.9	2022 10 15	15	167	16
	4.17	2023	0.68	0.68	15
	19.95	2022 11 2023	4.52	16.82	3-4
30	1.2	2022 11	1.1	1.1	2,000
1,000t/d	5.67		3.90	4.62	+ 1,000t/d 1,450t/d
+	17.78 4.84	VK 2022 12 VK 2022 4 2022 49% 2023 11 JM 2022	14.16	92.00	15-16 18 20

		1# 2# 2023 4 2025 2022 2023			
Binduli	4.62	Binduli 2022 Binduli Binduli 5Mt/a+ 2023	6.83	14.40	7
	0.9256	2023	2.91	4.46	
500	1.17	2022 2023 9	3.84	4.94	16.5 2.3 7,600 11.48

3Q

		32% 98% 2023 6			2
	5.32+5.6	2023 1 2023 6	1.75	2.50	2.1 1.5
	4.28	70%	1.52	1.91	100 20

38,245
1,660 36,585 2022
5,382 1,001 169
831 2022 137

2022 1 14 2022 1 2022

22 24
37 39

2022-004

2022 1 14 2022 1
2022
3
1
2022-005

		70%	327,877	163,255	466,144	175,608
		100%	544,821	198,217	204,358	8,691
		60%	186,277	142,338	154,078	46,938
		100%	111,530	77,359	135,278	45,358
		100%	28,854	21,720	2,024	-8,325
		69.276%	816,247	321,222	299,545	21,102
		72%	618,055	357,562	700,784	180,172
		100%	1,101,730	648,861	703,751	247,499
	MS/VK/NC/JM	63%	1,815,635	739,670	707,800	189,151
		100%	618,423	533,493	679,349	450,131
[redacted]	[redacted]	51%	[redacted]	212,045	265,258	116,797
[redacted]	[redacted]	50.1%	[redacted]		[redacted]	

[redacted]

2023

1.

2022 1,136

2023

2023

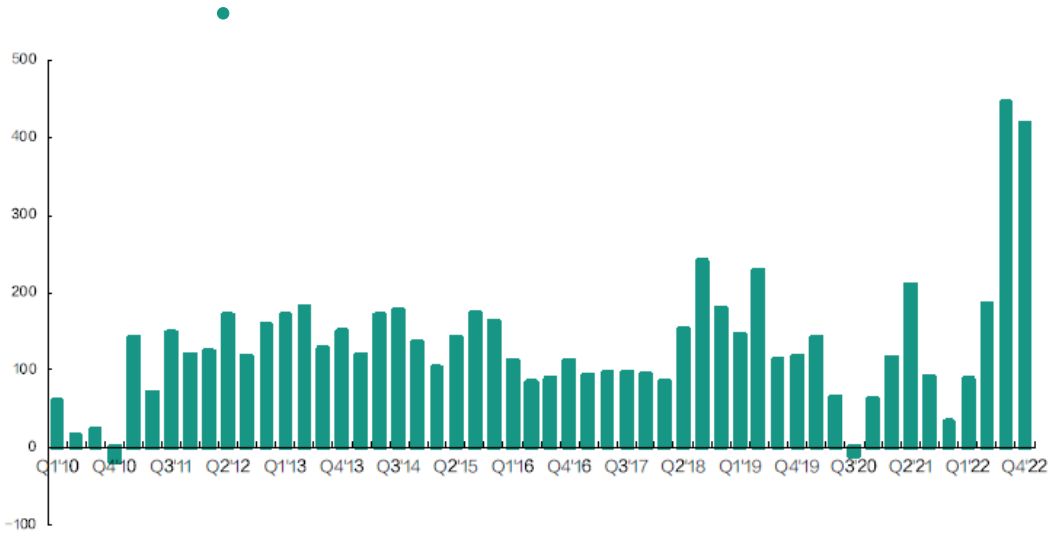

2.

2022 + 10% 2030 20% 2035 5,000 2035 1,000

2023 2-3

2023

- **1990**

3.

TWh 2030 400 2030 25%

2023 2023

2023 2023 ã

2+3 2030 2023 1
2023-2025 2030 2023-2025

2023 1 30 http://www.hkexnews.hk
2023-2025 2030

1. 2023

2023 95 72 45 390
3,000 6,000 293

2. 2023

ESG

ESG

2.

		- - - -
		- - -
		- -
		- -

		-

2013 8 2020

46,082.09

7

2022 12 31

46,082.09 1,500

10 7 3 5

1 2 20 6

;¹. lÕP7<}f µF e„ b$‰ <}$‰ ¾O XS a³:Ö¨ ´Æ"H”j XAÛT¯ .@

10	0
10	
10	0
	5,264,724,448
	20,042,045,977
%	26.27
	36,323,435
	5,301,047,883
%	26.45

2023 1 11 114 A

2022 12 31 114 A

2021 1 A 9,598.06 686 4.95 A 2021 12 251 A 39 4.83 A 2021 11 15 2022 11 21 A 2022 1 17 80 A 4.83 A 2023 1 11 114 A 4.63 A	1 2021 1 11 2021 1 13 2021 2 1 2021 11 15 2021 12 9 http://www.hkexnews.hk 2 2021 11 15 2022 1 12 2022 11 21 2023 1 8 http://www.hkexnews.hk
2020 6 8 2020 9 48 72 2023 6 6 2023 5 72 96 2025 6 6	2017 6 8 2020 5 28 2023 2 17 http://www.hkexnews.hk

2022 2 28 15.43	2022 2 28 http://www.hkexnews.hk

5.0188 2.6 0.6 1.8188 9 60% 20% 20%	2022 7 11 http://www.hkexnews.hk

2022 9 9

2022 9 9 2024 12 31

20%

2022 11 3

30% 7,000

A

2008 A

2

	2022	**2021**	**%**	
	19,531,070,917	14,680,534,183	33.04	
	43,606,106,118	35,101,050,645	24.23	
	111.91%	93.56%	18.35	
	72.42%	55.18%	17.24	
%	59.33	55.47	3.86	
EBITDA	0.24	0.30	-20.00	
	8.46	10.37	-18.42	
	9.57	13.14	-27.17	
EBITDA	11.03	13.53	-18.48	
%	100.00	100.00		
%	100.00	100.00		

2021	2022 5 17	www.hkexnews.hk	2022 5 17	2022 5 17 http://www.hkexnews.hk 2021
2022	2022 12 30	www.hkexnews.hk	2022 12 30	2022 12 30 http://www.hkexnews.hk 2022

2022 12 31

C.6.3

2022 12 31

3.10(1) 3.10(2)

6

2022

à¯ïœ

	1,398
	13

A		0.10
		AGM Inc.
		Bisha Mining Share Company
		La Compagnie Minière de Musonoie Global Société par Actions Simplifiée
H		0.10
		Ivanhoe Mines Ltd.
		Kamoa Copper SA
		Liex S.A.

		Norton Gold Fields Pty Limited

b p´# ! \o