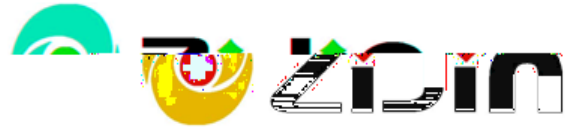


香港交易及結算所有限公司及香港聯合交易所有限公司對本文件之內容概不負責，對其準確性或完整性亦不發表任何聲明，並明確表示概不就因本文件全部或任何部分內容而產生或因依賴該等內容而引致之任何損失承擔任何責任。



*


公司)

Zijin Mining Group Co., Ltd.

紫金礦業集團股份有限公司

(一家於中華人民共和國註冊成立的股份有限

(股票代碼：2899)



截至本公告之日，董事會成員包括執行董事陳景河先生（董事長）、鄒來昂先生、
黃澤偉先生、曹克勤先生、陳和生先生、李新偉先生、李俊傑先生、陳永年先生、孫青軍先生、
王川先生及獨立非執行董事何福龍先生、毛景文先生、李常青先生、孫文德先生、薄少
吳小敏女士。

有限公司

承董事會命

紫金礦業集團股份有

董事長

陳景河

2023 5 28

*



A

1

2

A

A

3

A

4

5

A

A

1 A
 2022 10
 21 2023 2 17
 2023 5 2023 5 25 2022
 2023 5 26 2023 9
 2 1,000,000.00
 1,000,000.00 1,339,450.00

	398,450.00	398,450.00	398,450.00
	591,000.00	591,000.00	251,550.00
	255,909.60	250,000.00	250,000.00
	198,964.03	100,000.00	100,000.00
	1,444,323.63	1,339,450.00	1,000,000.00

Rosebel 3.6
 27,989.20 2022 10 18 1
 7.1086 255,909.60 198,964.03

3
[2012]37
[2022]3

3

4

12

					A
					A
		30%			
		Rosebel			
		2020	2021	2022	2023
					1-3
RGM		Rosebel Gold Mines N.V.			
IMG		IAMGOLD Corporation	IAMGOLD		
		JORC			
		Inferred	Indicated		Measured
		JORC			

Zijin Mining Group Company Limited

601899.SH 02899.HK

2000 9 6

2008 4 A 2003 12 H

263,281.7224

1

86-0592-2933668

86-0592-2933580

1

364200

www.zjky.cn

91350000157987632G



A

A

1,000,000.00 1,000,000.00

1,339,450.00

100

3

4

5

1



$$P_1 = P_0 / (1+n)$$

$$P_1 = (P_0 + A \times k) / (1+k)$$

$$P_1 = (P_0 + A \times k) / (1+n+k)$$

$$P_1 = P_0 - D$$

$$P_1 = (P_0 - D + A \times k) / (1+n+k)$$

P_0

n

k

A

D

P_1

/

/

1

75%



2

$$Q=V/P$$

Q

V

P

1

2

1

125%

125%

2

3,000

$$IA = B \times i \times t / 365$$

IA

B

i

t

1

65%



2

A

A

A



A A A

A A

1

1

A

2

2

30

15

1

2

3

4

5

6

7

8

9

10

10%

1,000,000.00

1,000,000.00

1,339,450.00

	398,450.00	398,450.00	398,450.00
	591,000.00	591,000.00	251,550.00
	255,909.60	250,000.00	250,000.00
	198,964.03	100,000.00	100,000.00
	1,444,323.63	1,339,450.00	1,000,000.00

Rosebel

3.6

27,989.20

2022 10 18

1

7.1086

255,909.60

198,964.03



2022 10 21
2023 2 17
2023 5 25 2022 2023 5 26
2023 9

2020

2021

2022

2023 1-3

1

2

1

		100.00%	2020
		100.00%	2020
		100.00%	2020
		100.00%	2020
		100.00%	2020
		100.00%	2020
		100.00%	2020
		100.00%	2020
		100.00%	2020

		100.00%	2020
		100.00%	2020
		20.02% 1	2020
		100.00%	2020
		100.00%	2020
		100.00%	2020
		100.00%	2020
		20.03% 2	2021
		100.00%	2021
		92.33%	2021
		100.00%	2021
		100.00%	2021
		100.00%	2021
		100.00%	2021
		100.00%	2021
		100.00%	2021
		100.00%	2021
		100.00%	2021
		100.00%	2021
		90.00%	2021
		70.00%	2021
		100.00%	2021
		100.00%	2021
		100.00%	2021
		100.00%	2021
		100.00%	2021
		100.00%	2021
		51.00%	2021
		100.00%	2021
		70.00%	2022
		49.00% 3	2022


		100.00%	2022
		100.00%	2022
		100.00%	2022
		100.00%	2022
		100.00%	2022
		75.00%	2022
		51.00%	2022
		100.00%	2022
		100.00%	2022
		100.00%	2022
		51.00%	2022
		100.00%	2022
		51.00%	2022
		100.00%	2022
		100.00%	2022
		51.00%	2022
		90.00%	2022
		100.00%	2022
		100.00%	2023
		100.00%	2023
		100.00%	2023

		100.00%	2020
		50.10%	2020
		100.00%	2020
		50.50%	2021
		15.02%	2022
		1	
		100.00%	2022
		56.27%	2022
		52.85%	2022
		100.00%	2022
		100.00%	2022
2		71.14%	2022
Rosebel Gold Mine N.V. RGM		3	2023

3

Neo Lithium Corp.		100.00%	2022
		100.00%	2022

4



2 2023 1-3

2

34

9

2010

2010 2

1

[2008]43

		%	/	
	2023 1-3	5.89	0.21	0.21
	2022	25.29	0.76	0.76
	2021	23.97	0.60	0.60
	2020	12.19	0.25	0.25
	2023 1-3	5.81	0.20	0.20
	2022	24.64	0.74	0.74
	2021	22.45	0.57	0.57
	2020	11.84	0.25	0.25

1

	2023 3 31		2022 12 31		2021 12 31		2020 12 31	
		%		%		%		%
				6.61	1,422,178.03	6.82	1,195,533.93	6.56
				1.66	293,522.46	1.41	193,014.22	1.06
					-	-	-	-

	2023 3 31		2022 12 31		2021 12 31		2020 12 31		
		%		%		%		%	
					244,522.31	1.17	114,144.96	0.63	
					195,825.52	0.94	158,405.41	0.87	
					178,242.07	0.85	141,005.41	0.77	
					138,571.69	0.66	119,504.76	0.66	
					1,930,880.07	9.26	1,806,416.04	9.91	
					-	-	-	-	
					892.40	0.00	4,025.51	0.02	
					301,794.81	1.45	194,190.16	1.07	
					4,706,429.34	22.56	3,926,240.39	21.54	
					46,813.62	0.22	25,581.13	0.14	
					962,823.19	4.62	709,965.49	3.89	
					941,564.61	4.51	648,232.64	3.56	
					6,250.00	0.03	3,750.00	0.02	
					11,747.29	0.06	12,407.09	0.07	
					5,559,715.49	26.65	4,854,567.10	26.63	
					1,854,805.34	8.89	1,523,602.96	8.36	
					21,703.46	0.10	23,825.53	0.13	
					4,753,134.98	22.79	4,676,024.40	25.65	
					31,414.96	0.15	31,414.96	0.17	
					172,451.63	0.83	130,190.66	0.71	
					132,564.28	0.64	118,298.39	0.65	
					1,658,049.63	7.95	1,547,224.30	8.49	
					73.98	16,153,038.47	77.44	14,305,084.65	78.46
					31,536,396.95	100.00	30,604,413.95	100.00	

2022
9,744,946.14 46.72%

30,604,413.95

2021

	2023 3 31		2022 12 31		2021 12 31		2020 12 31	
		%		%		%		%
					1,822,910.08	15.76	2,071,912.12	19.23
					15,681.24	0.14	64,750.84	0.60
					39,438.06	0.34	95,556.11	0.89
					744,231.84	6.43	554,299.88	5.15
					-	-	-	-
					67,195.52	0.58	45,269.59	0.42
					160,467.14	1.39	131,746.72	1.22
					404,038.65	3.49	188,029.17	1.75
					761,439.67	6.58	737,140.37	6.84
					947,035.05	8.19	797,574.82	7.40
					67,808.83	0.59	17,290.49	0.16
					5,030,246.07	43.48	4,703,570.10	43.67
					3,612,681.69	31.23	2,908,288.72	27.00
					1,424,747.46	12.31	1,610,967.86	14.96
					18,419.52	0.16	17,270.46	0.16
					235,916.72	2.04	194,623.80	1.81
					7,905.95	0.07		0.05
					369,691.79	3.20		3.79
					39,749.16	0.34	45,671.20	0.42
					634,216.45	5.48	654,387.64	6.08

3 31

4

	2023	1-3	2022	2021	2020
		2.16	9.61	10.19	9.17
		8.03	46.65	123.83	161.55
		0.24	1.05	1.15	1.12

2023 1-3

2022

5

	2023	1-3	2022	2021	2020
			27,032,899.85	22,510,248.86	17,150,133.85
			4,254,471.59	3,475,136.70	2,043,047.51
				345,967.99	249,919.54
				798,794.59	664,005.38
				2,508,650.52	1,123,974.25
				2,479,381.05	1,084,602.72
				1,567,287.06	650,855.39
				1,468,053.42	632,196.64

1,000,000.00

1,000,000.00

1,339,450.00

	398,450.00	398,450.00	398,450.00
	591,000.00	591,000.00	251,550.00
	255,909.60	250,000.00	250,000.00
	198,964.03	100,000.00	100,000.00
	1,444,323.63	1,339,450.00	1,000,000.00

Rosebel 3.6

27,989.20 2022 10 18 1

7.1086 255,909.60 198,964.03



[2012]37

3



1			
		80%	
2			
		40%	
3			
		20%	
5			
		60%	
	$\div 3 \times 60\%$		
			15%
6			
7			

8

9

10

11

12

13

2022	526,472.44	3,632.34	530,104.79		
2021	526,586.24	-	526,586.24	1,567,287.06	33.60%
2020	315,931.23	-	315,931.23	650,855.39	48.54%
					97.53%
2022			2022		

2020 2022

2023-2025

2023 9

1

2 2023 -2025

1

2



30%

4

5

6

7

8



9

10

11

3