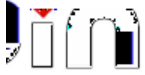


香港交易及結算所有限公司及香港聯合交易所有限公司對本文件之內容概不負責，對其準確性或完整性亦不發表任何聲明，並明確表示概不就因本文件全部或任何部分內容而產生或因依賴該等內容而引致之任何損失承擔任何責任。




Co., Ltd.\*  
有限公司  
(之股份有限公司)  
9)



Zijin Mining Group  
紫金礦業集團股份  
(一家於中華人民共和國註冊成  
(股票代碼：289



董事會成員包括執行董事陳景河先生(董事長)、劉永良先生、



“

”

“

”

“

”

“

”

		(%)	(%)			(%)		
							2023	
<b>1.</b>	<b>70%</b>							
		100	96.42	240,140	141,926 <sup>1</sup>	1.32		
		100	97.09	175,459	141,926 <sup>1</sup>	1.32		
		100	82.04	326,311	326,430 <sup>1</sup>	3.04		
		50.1	65.83	550,385	900,000	8.39		
		70	101.64	-	200,000	1.86		
		90	70.81	-	50,000	0.47		
<b>2.</b>	<b>70%</b>							
		100	49.94	1,360,525	780,593 <sup>1</sup>	7.27		
		100	39.52	-	603,186 <sup>1</sup>	5.62		
		100	2.37	-	10,000	0.09		
					600,000	5.59		
							12	
<b>1.</b>	<b>70%</b>							
		49	8.90	-	460,000	4.29		
		45	18.08	-	45,000	0.42		

		100	82.45	-	80,000	0.74		
		100	76.13	-	80,000	0.74		
<b>2.</b>	<b>70%</b>							
		100	34.21	8,800	8,800	0.08		
		60	26.33	-	20,000	0.19		
		100	59.95	80,000	120,000	1.12		
		60	69.07	13,087	30,000	0.28		
		100	63.21	-	5,000	0.05		
		100	60.46	-	1,000	0.01		
		100	65.8	-	2,500	0.02		
		100	-	-	50,000	0.47		
		100	-	-	10,000	0.09		
		100	-	-	10,000	0.09		
		100	-	-	10,000	0.09		
		100	-	-	10,000	0.09		
		100	-	-	15,000	0.14		
		100	-	-	5,000	0.05		
		100	-	-	5,000	0.05		
		-	-	7,055.49	50,000	0.47		
		-	-	-	80,000	0.74		
		49	15.33	-	3,920	0.04		



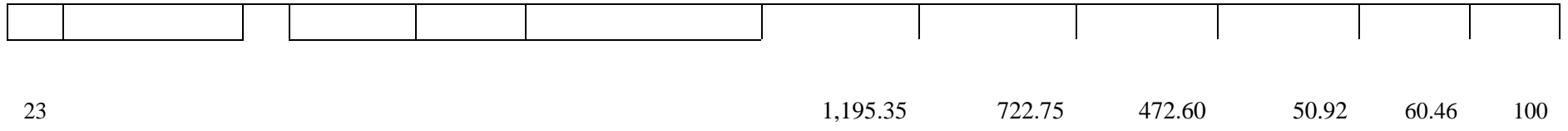


					2023 12 31 /2023						
									(%)		
1					1,785,476.22	1,721,486.49	63,989.73	32,523.71	96.42	100	
2					240,092.00	233,115.00	6,977.00	293.00	97.09	100	
3					866,027.13	710,511.13	155,516.00	-25,594.62	82.04	100	
4					2,579,040.00	1,697,831.00	881,209.00	421,116.00	65.83	50.10	
5					266,383.76	270,755.26	-4,371.50	-4,763.06	101.64	70	
6					69,335.64	49,098.41	20,237.23	217.25	70.81	90	
7					7,641,966.77	3,816,168.52	3,825,798.25	290,896.68	49.94	100	
8					330,135.00	130,458.00	199,677.00	222.40	39.52	100	





16					17,398.17	14,345.07	3,053.10	38.19	82.45	100
17					84,467.22	64,306.62	20,160.61	-89.39	76.13	100
18					44,389.63	15184.55	29205.07	96.34	34.21	100
19					12,045.02	3,171.24	8,873.78	-1,136.72	26.33	60
20					101,733.95	60,992.40	40,741.55	-1,258.45	59.95	100
21					26,677.41	18,427.20	8,250.22	321.69	69.07	60
22					79,909.42	50,510.86	29,398.56	-490.32	63.21	100



	1										
31	1										100
32						2,951.31	452.42	2,498.89	-480.84	15.33	49