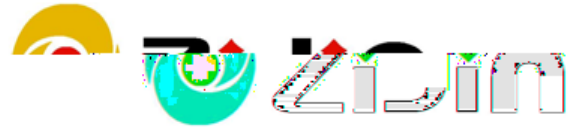


香港交易及結算所有限公司及香港聯合交易所有限公司對本文件之內容概不負責，對其準確性、完整性亦不發表任何聲明，並明確表示概不就因本文件全部或任何部分內容而產生或因依賴該等內容而引致之任何損失承擔任何責任。




Zijin Mining Group Co., Ltd.*

紫金礦業集團股份有限公司


(一家於中華人民共和國註冊成立的股份有限公司)

(股票代碼：2899)

司)



此文件之董事會成員包括執行董事陳景河先生(董事長)、劉雲勇先生



2024 3 22

*

" " " "

" " " "

— —

— —

2022	12	31	111,423.91
			64,138.22
			3,909.02
2023	12	31	51,194.71

— —

" "

" " "

" " "

" "

" "

"

"

" "

" "

"

"

--

--

			A	2023 12 31 B	2023 12 31 C	2023 12 31 D	E	F=A+B- C-D+E
		1410030129002143672	597,300.00	0.00	584,644.86	0.00	1,014.06	13,669.20
1		1410030129900046452	0.00	298,644.86	38,941.35	234,878.66	9,942.12	34,766.97
1		13740101040020985	0.00	218,000.00	219,355.03	0.00	1,355.03	0.00
1		13740114048400117	0.00	219,355.03	183,127.05	36,228.15	0.45	0.28
Cukaru Peki B.V.	1	NL13BKCH2002504369	0.00	183,127.05	183,126.87	0.00	(0.18)	0.00
	1	RS35385020205000382591	0.00	183,126.87	0.00	183,126.86	(0.01)	0.00
		175010100100154112	0.00	68,000.00	65,665.28	2,334.72	695.71	695.71
		175010100100154743	0.00	65,665.28	65,665.28	0.00	3.30	3.30
	1	175010100100154356	0.00	65,665.28	60,900.95	5,797.75	1,033.42	0.00
		175010100100175908	0.00	60,900.95	0.00	61,619.52	722.86	4.29
	1	1410030129900077347	0.00	38,941.35	0.00	36,967.81	81.42	2,054.96
	2		597,300.00	1,401,426.67	1,401,426.67	560,953.47	14,848.18	51,194.71

"

"

"

"

"

"

"

"

			(1)		(2)	(%) (3)=(2)/(1)				
	Kamoa- Kakula	77,045.30	77,045.30	28,366.84	36,967.80	47.98	2026	7		